



**ONE40**

*Celebrating 140 years  
of produce broking...*


**FORBES & WALKER TEA BROKERS PVT LTD**

# **WEEKLY TEA MARKET REPORT**

**SALE NO**

**19**

**19TH/20TH  
MAY 2026**



## Overall Market

	QTY (M/KGS)	DEMAND
Ex Estate	1.11	Less
High & Medium	0.92	Fair
Leafy	0.90	Fair
Semi Leafy	0.72	Fair
Tippy/Small Leaf	1.02	Fair
Premium Flowery	0.04	Good
Off Grade	1.21	Irregular
Dust	0.64	Less
<b>Total</b>	<b>6.56</b>	<b>Fair general</b>

## ORDER OF SALE

SALE NO : 19

19TH/20TH MAY 2026

EX-ESTATE	LG LARGE LEAF LG SMALL LEAF/BOP1A/ PREMIUM	HIGH & MEDIUM/OFF GRADE /DUST
Eastern Brokers Ltd	BPML Produce Marketing (Pvt) Ltd	Lanka Commodity Brokers Ltd
Mercantile Produce Brokers (Pvt) Ltd	Mercantile Produce Brokers (Pvt) Ltd	Mercantile Produce Brokers (Pvt) Ltd
<b>Forbes &amp; Walker Tea Brokers (Pvt) Ltd</b>	<b>Forbes &amp; Walker Tea Brokers (Pvt) Ltd</b>	<b>Forbes &amp; Walker Tea Brokers (Pvt) Ltd</b>
Asia Siyaka Commodities PLC	John Keells PLC	Eastern Brokers Ltd
Lanka Commodity Brokers Ltd	Eastern Brokers Ltd	John Keells PLC
Ceylon Tea Brokers PLC	Lanka Commodity Brokers Ltd	Ceylon Tea Brokers PLC
BPML Produce Marketing (Pvt) Ltd	Ceylon Tea Brokers PLC	BPML Produce Marketing (Pvt) Ltd
John Keells PLC	Asia Siyaka Commodities PLC	Asia Siyaka Commodities PLC

## AUCTION DETAILS

AT THIS WEEK'S SALE 12,188 LOTS TOTALLING 6,562,095 KGS WERE ON OFFER. THE BREAKDOWN IS AS FOLLOWS:

	LOTS	QUANTITY
Ex Estate	1,051	1,111,001
High & Medium	1,849	919,897
Low Grown - Leafy	2,269	900,860
Low Grown - Semi Leafy	1,695	720,555
Low Grown - Tippy	2,095	1,017,982
Premium Flowery	278	39,530
Off Grades	2,278	1,206,502
Dust	673	645,768
<b>Total</b>	<b>12,188</b>	<b>6,562,095</b>
Re - Prints	672	372,710

### SETTLEMENT DATES

22/05/2026 26/05/2026 27/05/2026

10% Payment Buyers Prompt Sellers Prompt

### Quality

Overall, lower to last

## COMMENTS

Auction offerings increased quite significantly and totalled 6.6 M/Kgs vis-à-vis the 5.8 M/Kgs on offer the previous week. In comparison, the corresponding auction in 2025 comprised of 7.0 M/Kgs. Leafy Orthodox tea in the Mid and Low Grown categories met with fair demand and were reasonably compensated in rupee tea prices following the depreciation of the Sri Lankan Rupee week on week. Orthodox/Rotovane Small Leaf types declined quite substantially following plainer quality and increased availability, and were hardly compensated vis-à-vis the currency advantage.

The current parity rate of the Sri Lankan Rupee vs. the US Dollar and the Spot Rate of Rs. 332.08 perhaps recorded the highest levels since March 2023. Whilst the weakening of the Sri Lankan Rupee should theoretically benefit and enhance rupee tea prices at the auctions, the full benefit may not be reflected due to rising costs of raw materials, fuel and other inputs.

Ex-Estate offerings increased to 1.1 M/Kgs, up marginally from the previous week's 1.0 M/Kgs. Overall quality showed a decline, particularly for teas from the Western slopes.

In the backdrop of increased availability and plainer quality, price realisation was heavily weighted towards qualitative aspects across the entire price spectrum. Greater price disparities amongst consecutive invoices were not uncommon at this week's auction following the qualitative variances which were followed closely and differentiated in price accordingly.

Best Western BOP/BOPF's declined by Rs. 50-100 per kg with only a handful of invoices selling around the previous week's levels. In the Below Best category, select coloury BOP invoices appreciated by Rs. 50 per kg and more, whilst the others and teas at the lower end of the market declined by Rs. 50-100 per kg. Corresponding BOPF's followed a similar trend during the first half of the sale, and showed some recovery and were lower to a lesser extent towards the close. Nuwara Eliyas' - Disappointing sale, perhaps following relatively uninteresting quality. Uda Pussellawa BOP's - Select invoices gained by Rs. 20-40 per kg, whilst the others were lower by a similar margin. Corresponding BOPF's were mostly unsold and where sold, were Rs. 100-150 per kg below last week's levels. Uva - BOP's too were mostly unsold with bids reflecting Rs. 200 per kg below last week's auction prices, whilst the corresponding BOPF's declined by Rs. 50 per kg and substantially more following quality.

High & Mid Grown CTC teas - BP1's had hardly any offerings, whilst the PF1's declined by Rs. 20-40 per kg. Corresponding Low Grown varieties - BP1's continued to sell well around last week's levels. PF1's - Select invoices were firm, whilst the others declined by Rs. 50 per kg, on average.

Selective interest from shippers to the UK, Japan, China, South Africa and the continent, whilst shippers to the CIS and Middle East lent fairly widespread support at lower levels.

Low Growns totalled approximately 2.6 M/Kgs. Leafy, Semi-Leafy and Tippy categories met with fair demand, whilst the Premium category witnessed good demand.

In the Leafy and Semi-Leafy catalogues, BOP1's in general were dearer. Select Best and Best OP1's were firm, whilst the balance were easier. High-priced OP/OPA's sold around last week's levels, whilst the balance appreciated. Well-made PEK/PEK1's were firm on last. The Below Best varieties together with the mixed/open teas declined, whilst the teas at the bottom followed a similar trend.

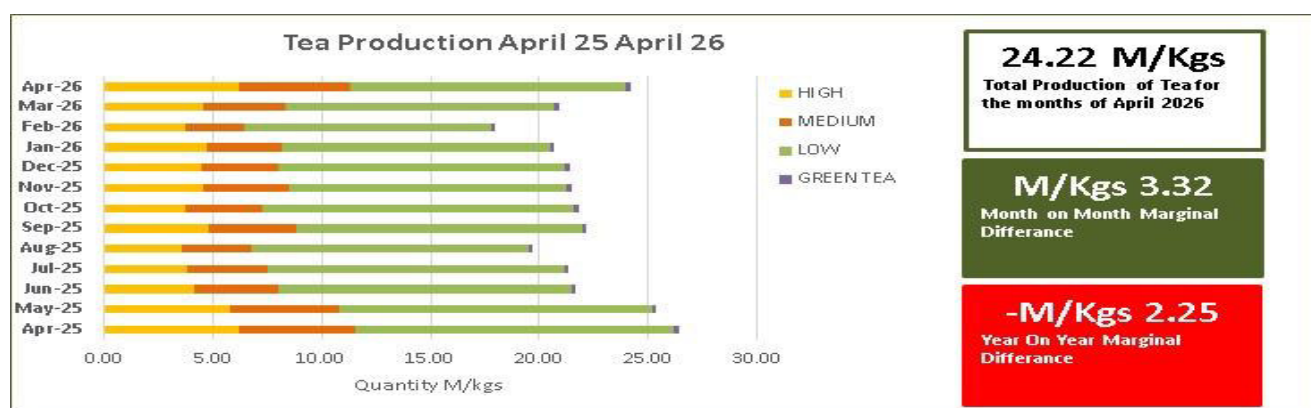
In the Tippy catalogue, well-made FBOP's together with cleaner and neater Below Best varieties sold around last levels, whilst the balance were easier. A select range of Select Best FF1's were firm, whilst the balance were easier.

In the Premium catalogue, Tippy teas in general appreciated.

### NOTE

Next week's Auction (Sale No. 20) is scheduled for Monday, 25 May and Tuesday, 26 May 2026

## NATIONAL TEA PRODUCTION



- > Production for the Month of April was recorded at 24.22 M/Kgs (↓ 2.25 M/Kgs)
- > All elevations recorded negative variances except for the Green Tea segment against the corresponding month in 2025
- > Cumulative Quantity produced stands at 83.94 M/Kgs (↓ 4.69 M/Kgs)

### APRIL 2026/2025/2024

\* Sri Lanka Tea Production for the month of April 2026 recorded 24.22 M/Kgs, showing a decrease of 2.25 M/Kgs vis-à-vis 26.47 M/Kgs recorded in April 2025. All elevations, except for the Green Tea segment, show a decline in comparison with the corresponding month of 2025.

\* Compared to 21.68 M/Kgs of April 2024, the corresponding month in 2026 shows an increase of 2.54 M/Kgs (Refer table below).

ELEVATION	TOTAL		(2026-2025)		TOTAL		(2026-2024)	
	2026	2025	Variance (M/Kg)	%	2024	Variance (M/Kg)	%	
HIGH	6,194,860	6,237,876	-0.04	-0.69%	4,346,745	1.85	42.52%	
MEDIUM	5,149,158	5,244,990	-0.10	-1.83%	3,714,592	1.43	38.62%	
LOW	12,638,004	14,763,225	-2.13	-14.40%	13,468,608	-0.83	-6.17%	
GREEN TEA	238,637	220,423	0.02	8.26%	151,145	0.09	57.89%	
<b>TOTAL</b>	<b>24,220,659</b>	<b>26,466,514</b>	<b>-2.25</b>	<b>-8.49%</b>	<b>21,681,090</b>	<b>2.54</b>	<b>11.71%</b>	

### JANUARY-APRIL 2026/2025/2024

\* January-April 2026 cumulative production totalled 83.94 M/Kgs, recording a negative variance of 4.69 M/Kgs vis-à-vis 88.63 M/Kgs of January-April 2025. Compared to the corresponding period in 2025, all the elevations except for the Green Tea segment have shown negative variances compared to the corresponding period of 2025.

\* Compared to 80.16 M/Kgs of January-April 2024, cumulative production of 2026 shows an increase of 3.78 M/Kgs. On a cumulative basis, all elevations have shown an increase compared to the corresponding period of 2024 (Refer table below).

ELEVATION	TOTAL		(2026-2025)		TOTAL		(2026-2024)	
	2026	2025	Variance (M/Kg)	%	2024	Variance (M/Kg)	%	
HIGH	19,346,068	19,815,736	-0.47	-2.37%	16,886,811	2.46	14.56%	
MEDIUM	15,023,578	16,094,242	-1.07	-6.65%	14,030,744	0.99	7.08%	
LOW	48,729,538	51,911,047	-3.18	-6.13%	48,577,202	0.15	0.31%	
GREEN TEA	843,740	807,045	0.04	4.55%	661,146	0.18	27.62%	
<b>TOTAL</b>	<b>83,942,924</b>	<b>88,628,070</b>	<b>-4.69</b>	<b>-5.29%</b>	<b>80,155,903</b>	<b>3.78</b>	<b>4.72%</b>	

(Refer statistical details on Page No. 17)

# NATIONAL TEA EXPORTS



## Key Highlights:

- Sri Lanka Tea Exports for the month of April 2026 was recorded at 17.97 M/Kgs - (decline of 0.23 M/Kgs YoY)
- Exports during January-April 2026 totalled 78.34 M/Kgs (decrease of 3.07 M/Kgs YoY) in comparison to the same period in 2025
- F.O.B. Value for the month was recorded at Rs. 1,760.95 (USD 5.51), recording a nominal gain of Rs. 0.64 (negative USD 0.37) against the corresponding month of 2025
- Cumulative FOB Value increased by Rs. 53.04 in comparison with the corresponding period of 2025
- Iraq continues to maintain the top position amongst leading importer countries of Ceylon Tea in April 2026

## APRIL 2026/2025

\* Tea Exports for the month of April 2026 recorded 17.97 M/Kgs, showing a decline of 0.23 M/Kgs vis-à-vis 18.20 M/Kgs of April 2025. Tea in Bulk and Instant Tea have recorded positive variances against the corresponding period of the previous year, while Tea Packets, Tea Bags and Green Tea recorded negative variances.

\* FOB value in April 2026 was recorded at Rs. 1,760.95, an increase of Rs. 0.64 YoY compared to Rs. 1,760.31 of April 2025. Overall, a decline was witnessed in USD terms with only the Green Tea category witnessing and increase in comparison with the corresponding period in the year 2025 (Refer table below).

	Quantity			Approx. FOB per kg Rs			Approx. FOB per kg USD		
	2026	2025	Variance	2026	2025	Variance	2026	2025	Variance
Tea In Bulk	7,436,814	6,880,618	556,195	1,503.70	1,517.30	-13.60	4.71	5.06	-0.36
Tea Packets	8,185,429	8,840,030	-654,601	1,592.82	1,620.75	-27.94	4.99	5.41	-0.42
Tea Bags	1,702,993	1,879,015	-176,021	2,882.87	2,741.06	141.81	9.03	9.15	-0.12
Instant	374,799	236,705	138,093	3,541.84	3,594.70	-52.87	11.09	12.00	-0.91
Green Tea	275,244	368,452	-93,208	4,345.27	3,466.54	878.74	13.61	11.57	2.04
<b>Grand Total</b>	<b>17,975,279</b>	<b>18,204,821</b>	<b>-229,542</b>	<b>1,760.95</b>	<b>1,760.31</b>	<b>0.64</b>	<b>5.51</b>	<b>5.88</b>	<b>-0.37</b>

Source - Sri Lanka Customs

Currency conversion - Central Bank April 2026 Spot Rate

## JANUARY-APRIL 2026/2025

\* January-April 2026 cumulative exports totalled 78.34 M/Kgs, recording a negative variance of 3.07 M/Kgs vis-à-vis 81.41 M/Kgs of January-April 2025. All segments except for Instant and Green Tea segments recorded negative variances against the same period of the previous year.

\* FOB value for the period stood at Rs. 1,796.64 (USD 5.73), an increase of Rs. 53.03 vis-à-vis Rs. 1,743.61 (USD 5.87) of January-April 2025.

\* All segments except for Instant Tea recorded gains in FOB value. In USD terms, Tea Bags and Green Tea recorded increases, whilst Tea in Bulk, Tea Packets and Instant Tea segments recorded negative variances compared to the corresponding period in 2025 (Refer table below).

	Quantity			Approx. FOB per kg Rs			Approx. FOB per kg USD		
	2026	2025	Variance	2026	2025	Variance	2026	2025	Variance
Tea In Bulk	32,222,051	34,586,813	-2,364,762	1,512.11	1,491.81	20.29	4.83	5.02	-0.19
Tea Packets	34,878,198	35,837,709	-959,511	1,645.63	1,629.62	16.01	5.25	5.48	-0.23
Tea Bags	8,361,550	8,539,414	-177,864	2,845.32	2,686.90	158.42	9.08	9.04	0.04
Instant	1,365,922	940,842	425,080	3,491.31	3,492.73	-1.42	11.14	11.75	-0.61
Green Tea	1,508,820	1,505,924	2,896	4,018.39	3,797.41	220.97	12.82	12.77	0.05
<b>Grand Total</b>	<b>78,336,540</b>	<b>81,410,702</b>	<b>-3,074,161</b>	<b>1,796.64</b>	<b>1,743.61</b>	<b>53.04</b>	<b>5.73</b>	<b>5.87</b>	<b>-0.13</b>

Source - Sri Lanka Customs

Currency conversion - Central Bank April 2026 Spot Rate

Iraq was ranked at No. 1 amongst major importers of Ceylon Tea with a total of 10.26 M/Kgs, an decrease of 11% YoY in comparison with April 2025 (11.53 M/Kgs), whilst Türkiye remained in 2<sup>nd</sup> place with a significant increase of 128 % YoY with 9.78M/Kgs vis-à-vis 4.30 M/Kgs recorded in 2025, Russia at 3<sup>rd</sup> place has recorded 7.31 M/Kgs, a 2.5% decrease vis-à-vis 7.50 M/Kgs in April 2025. Azerbaijan at 4<sup>th</sup> place has imported 4.06 M/Kgs (54% increase YoY) followed by Libya with 3.34 M/Kgs (56% decrease YoY) and China at 6<sup>th</sup> position with 3.24 M/Kgs (3% increase YoY). U.A.E has dropped to 7<sup>th</sup> place with 2.96 M/Kgs followed by Saudi Arabia at 2.85 M/Kgs. Chile and U.S.A are also amongst the top 10 importers ranking at 9<sup>th</sup> and 10<sup>th</sup> positions with 2.57 M/Kgs and 2.50 M/Kgs respectively in the month of April 2026.

(Refer statistical details on Page Nos. 15 and 16)

## World Tea News

# Chinese Matcha a real threat to Japan

At the blind tasting centuries of Japanese tea pride were matched up against the fast-rising upstarts from China.

It is unusual for Japanese tea experts to conduct such a large-scale tasting of Chinese matcha. The exercise reflected both growing interest in - and a rising wariness toward - China's matcha.

Chinese matcha will become a real threat. Japan needs to think carefully about how to differentiate its matcha from its Chinese rivals in overseas markets.

In recent years, China's matcha industry has expanded rapidly on the back of heavy investment in production facilities. It is estimated that China now produces more than 5,000 tons of matcha a year.

Chinese matcha, still cannot match Japan's finest tea ceremony-grade products. But when it comes to matcha for lattes or food processing, it is possible that they have already caught up in quality.

Chinese matcha is also cheap. Some products sell for less than half the price of Japanese matcha.

And while China is rapidly expanding production, fueled by vast farmland and heavy investment, Japan's matcha industry faces structural constraints, including limited agricultural land and an aging farming population.

Japan cannot win if this becomes a price competition with Chinese matcha, Japan must keep improving tea cultivars and production techniques, and pursue the kind of differentiation that makes the world choose Japanese matcha.

*Source: Japan News (Extracts), Courtesy: Tea Exporters' Association Sri Lanka*

# CROP AND WEATHER

FOR THE PERIOD 12 - 18 May 2026

## Western/Nuwara Eliya Regions



Heavy rain was reported from the Western and Nuwara Eliya regions throughout the week. Fairly heavy showers are expected in both regions in the week ahead according to the Department of Meteorology.

## Uva/Udapussellawa Regions



The Uva and Uda Pussellawa regions reported sunny weather and evening showers during the week. The Department of Meteorology expects rain in both regions in the week ahead.

## Low Grown



The Low Grown Region reported rainy weather throughout the week. According to the Department of Meteorology, showery conditions are expected in the Low Grown Region in the week ahead.

## Crop

The Western, Nuwara Eliya and Low Grown regions reported a decrease in the crop intake, whilst the Uva and Uda Pussellawa regions reported an increase.

## HIGH GROWN TEAS

■ Incline from last week  
■ Decline from last week  
■ Static Market

### BOP

Best Western's - A few select invoices appreciated by up to Rs. 100 per kg following special inquiry, whilst the others declined by a similar margin. In the Below Best category too, select coloury invoices appreciated by Rs. 50 per kg and more, whilst the others were irregularly easier by a similar margin. At the lower end, plainer sorts declined by Rs. 100 per kg and more. Nuwara Eliya's were irregular following quality. Uda Pussellawa's - Select coloury invoices gained by Rs. 20-40 per kg, whilst the others were irregular and easier by a similar margin. Uva's were mostly unsold with bids reflecting Rs. 200 per kg below last week's auction prices.

### BOPF

Best Western's - A majority of the teas declined by Rs. 50-100 per kg. In the Below Best category, teas in the higher price bracket declined by up to Rs. 50 per kg, whilst the others and teas in the Plainer category which declined by Rs. 50-100 per kg at the first half of the sale, showed some recovery and were lower to a lesser extent by the close. Nuwara Eliya's were mostly unsold. Uda Pussellawa's were mostly unsold and where sold, were Rs. 100-150 per kg below last week's levels. Uva's declined by Rs. 50 per kg and substantially more following quality.

### OP/OPA

Well-made varieties were easier by Rs. 40-60 per kg. Below Best types were lower by Rs. 20-40 per kg, whilst the others and poorer sorts were firm to dearer by Rs. 10-20 per kg.

### PEKOE/PEKOE1

Flavoury PEK/PEK1's were not on offer. Select Best Orthodox PEK/PEK1's declined by Rs. 50-70 per kg, whilst the Best and Below Best were easier by Rs. 40-60 per kg. Poorer sorts were irregularly lower by Rs. 20-50 per kg. Select Best and Best Rotovane PEK's were mostly unsold due to a lack of suitable bids, whilst the Below Best too followed a similar trend. Poorer sorts declined by Rs. 50 per kg and more.

### FBOP/FBOPF1

Flavoury FBOP/FF1's appreciated substantially. Better Orthodox FBOP/FF1's declined by Rs. 60-80 per kg and more at times. Below Best and other Orthodox FBOP/FF1's were irregularly lower by Rs. 40-60 per kg, whilst the poorer types were easier by Rs. 30-50 per kg.

QUOTATIONS LKR SALE DTE	BOP		BOPF		PEKOE/FBOP		OP	
	12/13 May	19/20 May	12/13 May	19/20 May	12/13 May	19/20 May	12/13 May	19/20 May
Best Westerns	1280-1650	1260 - 1440	1340-1480	1240 - 1400	1300-1650	1280 - 1800	1200-1400	1180 - 1320
Below Best Westerns	1100-1260	1080 - 1240	1220-1320	1080 - 1220	1080-1240	1100 - 1260	1060-1160	1040 - 1140
Plainer Westerns	900-1040	890 - 1040	1100-1180	880 - 1060	900-1040	940 -	920-1040	960 -
Nuwara Eliyas	N/A	1140 - 1200	N/A	N/A	N/A	1500 -	1040	1100 - 1140
Brighter Udapussellawas	1020-1080	N/A	1040-1120	1020 - 1080	1360-1460	1280 - 1440	1280-1300	1140 - 1300
Other Udapussellawas	920-1000	850 - 960	980-1000	850 - 920	1000-1260	960 - 1200	960-1020	1060 - 1080
Best Uvas	N/A	N/A	1140-1260	1180 - 1200	1300-1650	1260 - 1500	1160-1440	1100 - 1340
Other Uvas	960-1100	N/A	850-1100	960 - 1100	900-1280	840 - 1240	800-1120	780 - 1080

## MEDIUM GROWN TEAS

<span style="color: green;">■</span>	Incline from last week
<span style="color: red;">■</span>	Decline from last week
<span style="color: gold;">■</span>	Static Market

<b>BOP</b>	Large Leaf teas continued to sell well, whilst the others which commenced Rs. 20 per kg easier were firm and dearer by the close.
<b>BOPF</b>	Well-made types which commenced Rs. 20 per kg easier, firmed up towards the close.
<b>OP/OPA</b>	Well-made teas were firm to irregularly lower by Rs. 20 per kg, whilst the Below Best types were firm to easier by Rs. 20-40 per kg. Poorer sorts were firm on last levels.
<b>PEKOE/PEKOE1</b>	Best PEK/PEK1's were firm to easier by Rs. 30-60 per kg. Below Best PEK's were firm, whilst the PEK1's were easier by Rs. 40-60 per kg. Poorer sorts were lower by Rs. 10-20 per kg.
<b>FBOP/FBOPF1</b>	A few Select Best FBOP's were dearer by Rs. 50-100 per kg and more, whilst the others were easier by Rs. 40-60 per kg. FBOPF1's declined by Rs. 50-100 per kg. Best and Below Best FBOP/FBOPF1's were lower by Rs. 50-70 per kg, whilst the poorer sorts were irregularly easier by Rs. 20-40 per kg.

QUOTATIONS LKR SALE DTE	BOP		BOPF		PEKOE/FBOP		OP	
	12/13	19/20	12/13	19/20	12/13	19/20	12/13	19/20
	May	May	May	May	May	May	May	May
Good Mediums	1300-1650	1220 - 1800	1180-1260	1040 - 1160	1440-2300	1380 - 2350	1260-1480	1200 - 1420
Other Mediums	860-1100	850 - 980	750-1000	710 - 960	700-1420	790 - 1360	980-1240	740 - 1180

## UNORTHODOX / CTC TEAS

<b>HIGH GROWN</b>	BP1s - Hardly any offerings. PF1s - Firm and Rs. 20-40 per kg easier.
<b>MEDIUM GROWN</b>	BP1s - Irregular and hardly any offerings. PF1s - Teas in the higher price bracket declined by Rs. 20 per kg and more as the sale progressed, whilst the others were irregular.
<b>LOW GROWN</b>	BP1s - Sold around last week's levels. PF1s - Select invoices were firm, whilst the others declined by Rs. 50 per kg.

QUOTATIONS LKR SALE DTE	BP1		PF1	
	12/13 May	19/20 May	12/13 May	19/20 May
High Grown	N/A	N/A	900-1080	920 - 1040
Medium Grown	N/A	N/A	880-1060	900 - 1060
Low Grown	1480	1600 -	1040-1320	1020 - 1420

## OFF GRADES

<span style="color: green;">■</span>	Incline from last week
<span style="color: red;">■</span>	Decline from last week
<span style="color: gold;">■</span>	Static Market

### FGS1/FGS

Select Best sorts were firm to easier by Rs. 30-50 per kg following quality, whilst the Best varieties together with the Below Best sorts declined sharply. Teas at the lower end of the market were firm to irregularly easier. Low Grown - In general, maintained. CTC - A few clean leaf sorts declined, whilst the others maintained around last week's levels.

### BROKENS

Reducer varieties together with the clean leaf sorts in the Best category maintained, whilst the Below Best varieties were firm to dearer by Rs. 20 per kg. Poorer sorts maintained around last week's levels.

### BOPIA

Main Grade reducer varieties in the Best category declined by Rs. 50-100 per kg and more. Below Best varieties, which commenced firm, declined by Rs. 20-40 per kg as the sale progressed, whilst the poorer sorts, in general, were firm.

### QUOTATIONS LKR

SALE DTE	HIGH		MEDIUM		LOW	
	12/13 May	19/20 May	12/13 May	19/20 May	12/13 May	19/20 May
Better Fannings (Orthodox)	760-1200	770 - 1200	740-1040	820 -	750-1000	760 - 1020
Better Fannings (CTC)	N/A	N/A	750	N/A	740-860	720 - 1060
Other Fannings (Orthodox)	510-740	520 - 750	570-730	590 - 760	470-740	500 - 750
Other Fannings (CTC)	670	N/A	610-700	600 - 680	500-700	540 - 680
Good Brokens	730-1160	740 - 1300	770-1220	760 - 1100	790-1360	780 - - 1340
Other Brokens	480-720	470 - 730	470-760	500 - 750	440-770	500 - 770
Better BOP1As	760-890	750 - 870	780-1200	760 - 1020	780-1400	760 - 1300
Other BOP1As	610-740	620 - 740	670-760	670 - 740	530-760	500 - 740

## DUSTS

### DUST1

Select Best invoices were easier by Rs. 20-40 per kg. The Best varieties, where quality was maintained, were firm, whilst the others were easier by Rs. 40 per kg. The Below Best varieties together with the poorer sorts met with very low demand where price levels dropped substantially by Rs. 80-100 per kg and more at times. The Low Grown varieties were firm to easier by Rs. 20-40 per kg. The High and Medium Grown CTC's declined by Rs. 40-60 per kg and more at times, whilst the Low Grown CTC's were lower by Rs. 20-40 per kg.

### DUST

Except for a few select invoices in the Clean Leaf secondary category which gained on special inquiry, the others together with the poorer sorts declined by Rs. 40-60 per kg and more. The Low Grown varieties were firm to easier by Rs. 20-40 per kg.

### QUOTATIONS LKR

SALE DTE	HIGH		MEDIUM		LOW	
	12/13 May	19/20 May	12/13 May	19/20 May	12/13 May	19/20 May
Better Primary Dust (Orthodox)	1200-2300	1180 - 1700	1060-1200	1020 - 1120	900-960	920 - 1060
Better Primary Dust (CTC) P. Dust	1120-1200	1120 - 1260	1050-1180	1020 - 1080	1200-1360	1220 - 1420
Below Best Primary Dust (Orthodox)	940-1180	940 - 1160	820-1040	810 - 1000	710-890	720 - 900
Other Primary Dust (CTC) P. Dust	800-1100	800 - 1100	670-1040	700 - 1000	850-1180	690 - 1180
Other Primary Dust (Orthodox)	670-920	570 - 920	510-810	520 - 800	540-700	600 - 710
Better Secondary Dust	1040-1160	1020 - 1300	N/A	N/A	900-1200	900 - 960
Other Secondary Dust	800-1020	570 - 1000	550-750	520 - 720	580-890	520 - 880

## LOW GROWN TEAS

■ Incline from last week  
■ Decline from last week  
■ Static Market

<b>FBOP/FBOP1</b>	Well-made FBOP's together with cleaner and neater Below Best varieties sold around last levels, whilst the balance were easier. FBOP1's, in general, were firm.
<b>BOP</b>	BOP's, in general, were firm.
<b>BOP1</b>	BOP1's, in general, were dearer.
<b>OP1</b>	Select Best and Best OP1's were firm, whilst the balance were easier.
<b>OP</b>	High-priced OP's maintained, whilst the balance appreciated.
<b>OPA</b>	Select Best OPA's sold around last levels, whilst the balance were dearer.
<b>PEKOE</b>	Well-made PEK/PEK1's were firm on last. The Below Best varieties together with the mixed/open teas declined, whilst the teas at the bottom followed a similar trend.
<b>BOPF</b>	Select Best and Best BOPF's were firm, whilst the balance were irregular following quality.
<b>FBOPF/FBOPF1</b>	Tippy teas, in general, appreciated. A select range of Select Best FF1's were firm, whilst the balance were easier.

QUOTATIONS LKR SALE DTE	SELECT BEST		BEST		BELOW BEST		OTHERS	
	12/13 May	19/20 May	12/13 May	19/20 May	12/13 May	19/20 May	12/13 May	19/20 May
FBOP 1	1700-2200	1700 - 2000	1500-1550	1500 - 1550	1350-1400	1350 - 1400	1000-1100	1000 - 1100
FBOP	1900-2550	1900 - 2300	1650-1750	1600 - 1750	1400-1450	1380 - 1450	1000-1100	1000 - 1100
BOP 1	2300-3000	2300 - 3400	1750-2300	1800 - 2300	1400-1600	1440 - 1700	900-1380	900 - 1420
BOP	1650-1900	1600 - 1800	1500-1550	1500 - 1550	1300-1350	1300 - 1350	950-1000	900 - 1000
BOPF	1500-1600	1500 - 1550	1050-1150	1050 - 1150	900-950	900 - 950	700-750	750 - 800
FBOPF (TIPPY)/FBOPF SP	4200-5500	5200 - 6100	3600-4000	3600 - 4100	2000-3000	2000 - 3200	1000	1000 - 1200
FBOPF 1	1500-1650	1500 - 1600	1420-1480	1420 - 1460	1340-1400	1340 - 1380	950-1000	900 - 1000
FBOPF	1400-1600	1400 - 1600	1300-1380	1300 - 1380	1200-1250	1200 - 1250	950-1000	950 - 1000
OP 1	3050-3400	3100 - 3400	2450-3000	2450 - 3050	1750-2400	1700 - 2400	900-1700	900 - 1650
OP	1650-1800	1650 - 1800	1500-1600	1500 - 1600	1420-1480	1400 - 1480	850-1400	850 - 1380
OPA	1600-2050	1600 - 2100	1440-1550	1440 - 1550	1340-1420	1320 - 1420	850-1320	850 - 1300
PEKOE	1500-2500	1500 - 2700	1320-1480	1300 - 1480	1180-1300	1160 - 1280	880-1180	860 - 1140
PEK 1	1800-2350	1800 - 2300	1650-1750	1600 - 1750	1300-1600	1300 - 1550	950-1280	900 - 1280

## TOP PRICE

WESTERN MEDIUM			
Hatale	BOP		1800
Ancoombra	BOP		1750
<b>Dartry Valley</b>	<b>BOP</b>	<b>@</b>	<b>1700</b>
Ancoombra	BOPSp		1440
<b>Craighead</b>	<b>BOPSp</b>	<b>@</b>	<b>1400</b>
Kenilworth	BOPSp		1400
<b>Nayapane</b>	<b>BOPSp</b>	<b>@</b>	<b>1360</b>
Vellai Oya	BOPF		1160
<b>Rozelle</b>	<b>BOPF</b>	<b>@</b>	<b>1140</b>
Ancoombra	BOPFSp		1280
<b>Craighead</b>	<b>BOPFSp</b>	<b>@</b>	<b>1160</b>
Ancoombra	BOP1		1750
<b>Dartry Valley</b>	<b>BOP1</b>	<b>@</b>	<b>1650</b>
<b>Dartry Valley</b>	<b>FBOP</b>	<b>@</b>	<b>2350</b>
<b>Craighead</b>	<b>FBOP</b>	<b>@</b>	<b>1900</b>
<b>Doombagastalawa</b>	<b>FBOP</b>	<b>@</b>	<b>1900</b>
<b>Harangalla</b>	<b>FBOP</b>	<b>@</b>	<b>1900</b>
<b>Nayapane</b>	<b>FBOP</b>	<b>@</b>	<b>1850</b>
Harangalla	FBOP1		1420
<b>Cooroondoowatte</b>	<b>FBOP1</b>	<b>@</b>	<b>1400</b>
<b>Craighead</b>	<b>FBOP1</b>	<b>@</b>	<b>1340</b>
<b>Dartry Valley</b>	<b>FBOPF1</b>	<b>@</b>	<b>1600</b>
<b>Harangalla</b>	<b>FBOPF1</b>	<b>@</b>	<b>1550</b>
Ancoombra	FBOPF1		1550
Uplands	OP		1380
<b>Cooroondoowatte</b>	<b>OP</b>	<b>@</b>	<b>1360</b>
Hatale	OP		1360
Harangalla	OP		1360
New Rothschild	OP		1360
New Rothschild	OPA		1340
<b>Dartry Valley</b>	<b>OPA</b>	<b>@</b>	<b>1320</b>
<b>Cooroondoowatte</b>	<b>OPA</b>	<b>@</b>	<b>1300</b>
Galgewatta	OPA		1300
<b>Doombagastalawa</b>	<b>OP1</b>	<b>@</b>	<b>1700</b>
<b>Cooroondoowatte</b>	<b>OP1</b>	<b>@</b>	<b>1600</b>
<b>Harangalla</b>	<b>OP1</b>	<b>@</b>	<b>1600</b>
Hatale	OP1		1600
Pupuressa	OP1		1600
<b>Cooroondoowatte</b>	<b>PEK</b>	<b>@</b>	<b>1600</b>
<b>Dartry Valley</b>	<b>PEK1</b>	<b>@</b>	<b>1900</b>
Harangalla	PEK1		1900
Galgewatta	PEK1		1900
<b>Craighead</b>	<b>PEK1</b>	<b>@</b>	<b>1850</b>
Hatale	PEK1		1850
WESTERN HIGH			
Gouravilla	BOP		1440
<b>Tillyrie</b>	<b>BOP</b>	<b>@</b>	<b>1420</b>
Norwood	BOP		1420
<b>Ingestre</b>	<b>BOP</b>	<b>@</b>	<b>1400</b>
<b>Queensberry</b>	<b>BOPSp</b>	<b>@</b>	<b>1340</b>
<b>Tillyrie</b>	<b>BOPSp</b>	<b>@</b>	<b>1260</b>
Bearwell	BOPF		1400
Mattakelle	BOPF		1400
WESTERN HIGH			
<b>Alton</b>	<b>BOPF</b>	<b>@</b>	<b>1380</b>
<b>Robgill</b>	<b>BOPF</b>	<b>@</b>	<b>1360</b>
Inverness	BOP1		1550
<b>Torrington</b>	<b>BOP1</b>	<b>@</b>	<b>1440</b>
<b>Glenloch</b>	<b>BOP1</b>	<b>@</b>	<b>1420</b>
Venture	FBOP		1800
<b>Kirkoswald</b>	<b>FBOP</b>	<b>@</b>	<b>1700</b>
<b>Torrington</b>	<b>FBOP1</b>	<b>@</b>	<b>1300</b>
<b>Glenloch</b>	<b>FBOPF1</b>	<b>@</b>	<b>1380</b>
Cymru	FBOPF1		1380
Venture	OP		1320
<b>Torrington</b>	<b>OP</b>	<b>@</b>	<b>1280</b>
<b>Queensberry</b>	<b>OP</b>	<b>@</b>	<b>1180</b>
<b>Glenloch</b>	<b>OP</b>	<b>@</b>	<b>1180</b>
Cymru	OPA		1300
<b>Torrington</b>	<b>OPA</b>	<b>@</b>	<b>1260</b>
Venture	OPA		1260
Venture	OP1		1550
Inverness	OP1		1550
Cymru	PEK		1360
Venture	PEK		1360
<b>Torrington</b>	<b>PEK</b>	<b>@</b>	<b>1320</b>
Froft Super	PEK1		1700
Inverness	PEK1		1700
NUWARA ELIYAS			
<b>Court Lodge</b>	<b>BOP</b>	<b>@</b>	<b>1200</b>
Kenmare	BOPSp		1000
Kenmare	FBOP		1500
Kenmare	FBOPF		1120
Kenmare	FBOPF1		1650
<b>Court Lodge</b>	<b>FBOPF1</b>	<b>@</b>	<b>1420</b>
<b>Mahagastotte</b>	<b>FBOPF1</b>	<b>@</b>	<b>1400</b>
Kenmare	OP		1140
UDAPUSSELLAWAS			
<b>Liddesdale</b>	<b>BOP</b>	<b>@</b>	<b>960</b>
<b>High Forest</b>	<b>BOP</b>	<b>@</b>	<b>960</b>
Kirklees	BOP		940
Mooloya	BOP		920
Luckland	BOPF		1080
Mooloya	BOPF		1020
<b>Delmar</b>	<b>BOPF</b>	<b>@</b>	<b>940</b>
Blairlomond	FBOP		1600
Gonapitiya	FBOP1		1240
Gonapitiya	FBOPF		940
<b>Delmar</b>	<b>FBOPF1</b>	<b>@</b>	<b>1280</b>
Blairlomond	OP		1320
<b>Delmar</b>	<b>OPA</b>	<b>@</b>	<b>1180</b>
<b>Maha Uva</b>	<b>OPA</b>	<b>@</b>	<b>1180</b>
<b>Blairlomond</b>	<b>OPA</b>	<b>@</b>	<b>1160</b>
Delmar	OP1		1600
<b>Blairlomond</b>	<b>OP1</b>	<b>@</b>	<b>1550</b>
Blairlomond	PEK		1420
<b>Maha Uva</b>	<b>PEK1</b>	<b>@</b>	<b>1600</b>
<b>Delmar</b>	<b>PEK1</b>	<b>@</b>	<b>1340</b>

@ - SOLD BY FORBES & WALKER TEA BROKERS (PVT) LTD. \*\* - ALL TIME RECORD PRICE. \* - EQUAL ALL TIME RECORD PRICE

LOW GROWNS				UVA HIGH			
Mahaliyadda	BOP		2050	Uva Highlands	BOPFSp		870
New Spring View	BOPSp		2050	Ranaya	BOP1		1600
<b>Kamarangapitiya</b>	<b>BOPSp</b>	<b>@</b>	<b>2000</b>	<b>Spring Valley</b>	<b>BOP1</b>	<b>@</b>	<b>1480</b>
Rajjuruwatta Super	BOPF		1850	Craig	BOP1		1480
Wewelkandura Super	BOPFSp		2000	<b>Uva Highlands</b>	<b>BOP1</b>	<b>@</b>	<b>1460</b>
Sithaka	FBOP		2500	<b>Glenanore</b>	<b>FBOP</b>	<b>@</b>	<b>1500</b>
<b>Adams View</b>	<b>FBOP</b>	<b>@</b>	<b>2350</b>	Spring Valley	FBOP		1500
Ceyenta	FBOP		2350	<b>Gonamotawa</b>	<b>FBOP</b>	<b>@</b>	<b>1480</b>
<b>Gunawardana</b>	<b>FBOP</b>	<b>@</b>	<b>2300</b>	Ranaya	FBOP		1480
New Batuwangala	FBOP		2300	Aislaby	FBOP		1480
Thalapalakanda Super	FBOP		2300	<b>Ellathota Uva</b>	<b>FBOP</b>	<b>@</b>	<b>1400</b>
Kumudu	FBOP1		2000	Spring Valley	FBOP1		1440
Kiruwanaganga	FBOP1		2000	<b>Spring Valley</b>	<b>FBOPF</b>	<b>@</b>	<b>760</b>
Stream Line	FBOPF		2450	<b>Gonamotawa</b>	<b>FBOPF1</b>	<b>@</b>	<b>1380</b>
Kings Bru	FBOPF1		1700	<b>Spring Valley</b>	<b>FBOPF1</b>	<b>@</b>	<b>1380</b>
<b>Pothotuwa</b>	<b>FBOPF1</b>	<b>@</b>	<b>1600</b>	Mount Uva	FBOPF1		1380
<b>Gunawardana</b>	<b>FBOPF1</b>	<b>@</b>	<b>1600</b>	<b>Glenanore</b>	<b>FBOPF1</b>	<b>@</b>	<b>1360</b>
<b>Adams View</b>	<b>FBOPF1</b>	<b>@</b>	<b>1600</b>	Ranaya	OP		1340
Makandura	FBOPF1		1600	Craig	OP		1300
Nawalakanda Super	FBOPF1		1600	<b>Glenanore</b>	<b>OP</b>	<b>@</b>	<b>1280</b>
Sineth	FBOPF1		1600	Spring Valley	OP		1280
Lumbini	FBOPF1		1600	Mount Uva	OPA		1320
Galatara	FBOPF1		1600	Ranaya	OP1		1650
Dampahala	FBOPF1		1600	Ampittiakande	OP1		1550
Lellopitiya Super	FBOPF1		1600	Craig	OP1		1550
<b>Pothotuwa</b>	<b>BOP1</b>	<b>@</b>	<b>3400</b>	Spring Valley	OP1		1550
<b>Pothotuwa</b>	<b>OP1</b>	<b>@</b>	<b>3400</b>	<b>Glenanore</b>	<b>OP1</b>	<b>@</b>	<b>1500</b>
Miriswatta	OP		1800	Glenanore	PEK		1400
Liyonta	OPA		2100	Ranaya	PEK		1400
Liyonta	PEK		2700	Spring Valley	PEK		1380
Nilgiri	PEK1		2300	<b>Ellathota Uva</b>	<b>PEK</b>	<b>@</b>	<b>1360</b>
				Ranaya	PEK1		1800
UVA MEDIUM				UNORTHODOX HIGH			
Halpewatte Uva	BOP		1550	<b>Dunsinane CTC</b>	<b>PF1</b>	<b>@</b>	<b>1040</b>
Hidagala	BOPSp		1340	Florence CTC	BP1		840
<b>El Teb</b>	<b>BOPF</b>	<b>@</b>	<b>1000</b>	UNORTHODOX MEDIUM			
Sarnia Plaiderie	BOPFSp		1460	Duckwari CTC	PF1		1080
<b>Sarnia Plaiderie</b>	<b>BOP1</b>	<b>@</b>	<b>1550</b>	<b>Aultmore CTC</b>	<b>BP1</b>	<b>@</b>	<b>870</b>
Wewesse	BOP1		1550	New Rothschild CTC	BP1		870
Blairlmond	FBOP		1600	UNORTHODOX LOW			
Wewesse	FBOP		1600	Hingalgoda CTC	PF1		1420
<b>Dickwella</b>	<b>FBOP</b>	<b>@</b>	<b>1500</b>	Cecilyan CTC	BP1		1600
Ury	FBOP		1500	PREMIUM FLOWERY			
Dickwella	FBOP1		1400	Green Lanka	FBOPFSp		6350
Hindagala	FBOPF		1100	Uplands	FBOPFExSp		5950
<b>Dickwella</b>	<b>FBOPF1</b>	<b>@</b>	<b>1400</b>	Galatara	FBOPFExSp1		5450
Tinioya	FBOPF1		1400	DUSTS			
Ambrosia Uva Tea	FBOPF1		1400	Mattakelle	DUST1		1700
High Spring	OP		1420	Cecilyan CTC	PD		1420
<b>Sarnia Plaiderie</b>	<b>OPA</b>	<b>@</b>	<b>1260</b>	<b>Wattegodde</b>	<b>DUST</b>	<b>@</b>	<b>1300</b>
<b>Blossoms Uva Tea</b>	<b>OPA</b>	<b>@</b>	<b>1260</b>	OFF GRADES			
<b>Haputale Super</b>	<b>OPA</b>	<b>@</b>	<b>1240</b>	Wattegodde	FGS1		1200
Glen Alpin	OPA		1240	<b>Clydesdale</b>	<b>FGS1</b>	<b>@</b>	<b>1160</b>
Roseland Uva	OPA		1240	<b>Eildon Hall</b>	<b>FGS1</b>	<b>@</b>	<b>1160</b>
High Spring	OPA		1240	Gouravilla	FGS1		1160
<b>Rathkelle-Uva</b>	<b>OPA</b>	<b>@</b>	<b>1220</b>	Fetteresso	FGS1		1160
Pettiagalla	OPA		1220	Falcon Lanka	FGS		1020
Hindagala	OPA		1220	Liyonta CTC	PF		1060
<b>Telbedde</b>	<b>OP1</b>	<b>@</b>	<b>1700</b>	Cecilyan CTC	PF		900
<b>Uva Samovar</b>	<b>OP1</b>	<b>@</b>	<b>1650</b>	<b>Chandrika CTC</b>	<b>PF</b>	<b>@</b>	<b>830</b>
Wewesse	OP1		1650	<b>Gunawardana</b>	<b>BM</b>	<b>@</b>	<b>1060</b>
Hindagala	OP1		1650	Karawita	BM		1040
<b>Haputale Super</b>	<b>OP1</b>	<b>@</b>	<b>1600</b>	<b>Dishan Valley Estate</b>	<b>BM</b>	<b>@</b>	<b>1020</b>
<b>Rathkelle-Uva</b>	<b>OP1</b>	<b>@</b>	<b>1600</b>	Avissawella	BM		1020
Wewesse	PEK		1550	Bogoda	BP		1340
Aruna Keppetipola	PEK1		1900	Suviska	BP		1320
UVA HIGH				<b>Mahagastotte</b>	<b>BP</b>	<b>@</b>	<b>1300</b>
Uvakellie	BOP		920	Aldora	BOP1A		1300
Ranaya	BOPSp		1380	Bogoda	BOP1A		1240
<b>Bandaraeliya</b>	<b>BOPF</b>	<b>@</b>	<b>1200</b>	Chandrika Estate	BOP1A		1240
<b>Nayabedde</b>	<b>BOPF</b>	<b>@</b>	<b>1100</b>	<b>Morawakkorale</b>	<b>BOP1A</b>	<b>@</b>	<b>1220</b>
				Nawagamuwehena	BOP1A		1220
				OTHERS			
				Lenama Hills	BOPA		2100

## QUANTITY SOLD

DURING THE PERIOD 07TH-13TH MAY 2026	WEEKLY (KGS)		TODATE (KGS)	
	2026	2025	2026	2025
PRIVATE SALES	246,194	258,690	4,566,177	4,101,073
PUBLIC AUCTION	5,017,101	4,257,149	83,295,181	87,240,879
FORWARD CONTRACTS	36,000	40,000	887,870	1,109,871
DIRECT SALES	NIL	NIL	NIL	NIL
<b>TOTAL</b>	<b>5,299,295</b>	<b>4,555,839</b>	<b>88,749,228</b>	<b>92,451,823</b>
BMF EXCLUDED FROM PRIVATE SALE	9,422	12,100	525,396	746,274

## (QUANTITY SOLD AND THE AVERAGE PRICE PER AUCTION)

	Quantity (M/kgs)			AVG Price (LKR)			Avg Price (USD)		
	2026	2025	2024	2026	2025	2024	2026	2025	2024
06TH MAY 2026	4.69	5.70	4.65	1183.75	1166.87	1249.52	3.75	3.95	4.29
13TH MAY 2026	5.02	4.26	4.39	1220.67	1170.01	1261.40	3.83	3.97	4.28

Source: Central Bank of Sri Lanka / Buying Rates

## RATES OF EXCHANGE

SRI LANKA RUPEE APPROX PER UNIT OF CURRENCY

YEAR	2026	2025	2024
USD	332.08	295.81	296.74
STG.PD	443.60	393.93	372.65
EURO	383.70	330.82	319.56
YEN	2.08	2.03	1.88

Source: Central Bank of Sri Lanka / Buying Rates

## PUBLIC AUCTION/GROSS SALES AVERAGE

SALE NO 18 12TH/ 13TH MAY2026	WEEKLY(LKR)			TODATE (LKR)			WEEKLY(USD)			TODATE(USD)		
	2026	2025	2024	2026	2025	2024	2026	2025	2024	2026	2025	2024
Uva High Grown	1088.04	1007.49	1135.86	1050.15	1057.46	1118.11	3.42	3.42	3.86	3.37	3.58	3.65
Western High Grown	1181.84	1029.67	1212.52	1202.82	1134.64	1202.07	3.71	3.49	4.12	3.86	3.84	3.92
CTC High Grown	1087.65	1106.33	1127.45	1002.60	1095.14	1129.90	3.41	3.75	3.83	3.22	3.71	3.68
High Grown (Summary)	1149.31	1022.42	1181.48	1157.54	1111.14	1177.63	3.61	3.47	4.01	3.72	3.76	3.84
Uva Medium Grown	1105.36	1083.17	1166.32	1031.26	1094.44	1159.86	3.47	3.67	3.96	3.31	3.71	3.78
Western Medium Grown	1005.67	997.34	1031.17	982.96	1033.31	1098.12	3.16	3.38	3.50	3.16	3.50	3.58
CTC Medium Grown	932.10	928.90	972.46	965.04	958.64	970.83	2.93	3.15	3.30	3.10	3.25	3.17
Medium Grown (Summary)	1046.30	1028.61	1084.74	997.91	1052.52	1117.58	3.28	3.49	3.68	3.21	3.56	3.64
Orthodox Low Grown	1327.01	1285.60	1379.69	1242.91	1269.75	1402.31	4.17	4.36	4.69	3.99	4.30	4.57
CTC Low Grown	943.94	1032.39	994.37	939.68	983.74	1035.94	2.96	3.50	3.38	3.02	3.33	3.38
Low Grown(Summary)	1306.22	1273.67	1350.83	1224.75	1256.45	1376.68	4.10	4.32	4.59	3.93	4.26	4.49
<b>Total</b>	<b>1220.67</b>	<b>1170.01</b>	<b>1261.40</b>	<b>1174.39</b>	<b>1192.50</b>	<b>1291.18</b>	<b>3.83</b>	<b>3.97</b>	<b>4.28</b>	<b>3.77</b>	<b>4.04</b>	<b>4.21</b>

Source: Oanda Exchange Rates

Source: MSL - Averages

# MAJOR IMPORTERS OF SRI LANKA TEA

Country	Bulk Tea	Packeted Tea	Tea Bags	Instant Tea	Green Tea	Total 2026	Total 2025
IRAQ	643,035.00	9,527,606.00	90,177.74	1,044.00	109.14	10,261,971.88	11,527,485.07
TURKIYE	3,853,564.50	5,763,506.08	147,351.53	21.12	14,799.36	9,779,242.59	4,297,242.25
RUSSIA	6,121,189.00	908,611.17	162,390.12		121,005.50	7,313,195.79	7,503,946.38
AZERBAIJAIN	3,850,687.00	207,625.23	2,879.00	17.76	2,172.80	4,063,381.79	2,631,587.58
LIBYA		3,217,457.00	9,648.00		112,450.00	3,339,555.00	7,612,803.00
CHINA	2,692,260.54	493,283.18	47,229.98	136.00	9,822.63	3,242,732.33	3,153,966.22
U.A.E.	1,731,988.00	998,184.73	64,287.73	994.62	167,996.69	2,963,451.77	5,521,914.23
SAUDI ARABIA	693,759.00	1,441,596.72	636,816.30	24,000.00	52,169.10	2,848,341.12	2,896,961.20
CHILE	1,567,385.00	147,599.56	844,411.22	556.79	14,973.60	2,574,926.17	3,773,386.64
U.S.A.	867,240.58	932,847.96	297,085.12	202,700.00	195,789.79	2,495,663.45	2,091,241.70
GERMANY	1,493,847.00	753,439.39	151,766.06	15,660.00	21,708.47	2,436,420.92	2,736,094.32
JORDAN	19,760.00	1,650,901.00	628,007.20		9,077.40	2,307,745.60	1,768,211.87
SYRIA	144,140.00	1,917,909.76	223,655.09		9,159.65	2,294,864.50	2,301,523.04
JAPAN	1,601,230.14	50,197.01	256,749.06	9,360.00	3,742.64	1,921,278.85	1,774,396.97
POLAND	503,854.50	267,289.60	604,227.33	13,010.00	80,063.27	1,468,444.70	1,223,731.31
IRAN	1,110,979.00	225,875.00	36.00			1,336,890.00	4,090,471.75
TAIWAN	959,035.72	105,279.80	11,584.30	15,525.00	18,202.87	1,109,627.69	1,277,646.91
HONG KONG	899,405.24	115,320.36	28,647.97		8,645.17	1,052,018.74	1,043,955.53
IRELAND		453.60	1,845.94	991,680.00		993,979.54	777,285.79
BELGIUM	13,195.00	925,536.35	16,540.77		1,438.19	956,710.31	986,813.90
AUSTRALIA	171,841.00	178,853.96	487,046.70	14,117.27	37,764.92	889,623.85	831,402.55
ISRAEL	188,420.00	379,302.35	175,283.65		9,998.40	753,004.40	670,097.80
NETHERLANDS (HOLAND)	41,780.00	313,554.59	245,244.46	366.15	75,065.27	676,010.47	536,688.04
EGYPT	244,990.00	277,588.22	53,560.34	10,755.60	20,011.39	606,905.55	422,838.32
SOUTH AFRICA	568,800.00	119.34	7,672.42	1,646.46	738.31	578,976.53	505,383.89

## SRI LANKA TEA EXPORTS

DESCRIPTION	QUANTITY (kgs)	VALUE	APPROX AVG UNIT FOB VALUE PER KG.RS/CTS
APRIL 2026			
Tea In Bulk	7,436,814	11,182,700,742	1,503.70
Tea In Packets	8,185,429	13,037,886,308	1,592.82
Tea In Bags	1,702,993	4,909,505,430	2,882.87
Instant Tea	374,799	1,327,476,549	3,541.84
Green Tea	275,244	1,196,011,585	4,345.28
<b>Total</b>	<b>17,975,279</b>	<b>31,653,580,614</b>	<b>1,760.95</b>
APRIL 2025			
Tea In Bulk	6,880,618	10,439,938,124	1,517.30
Tea In Packets	8,840,030	14,327,523,103	1,620.76
Tea In Bags	1,879,015	5,150,490,288	2,741.06
Instant Tea	236,705	850,885,736	3,594.71
Green Tea	368,452	1,277,252,725	3,466.54
<b>Total</b>	<b>18,204,820</b>	<b>32,046,089,976</b>	<b>1,760.31</b>
JANUARY TO APRIL 2026			
Tea In Bulk	32,222,051	48,723,184,237	1,512.11
Tea In Packets	34,878,198	57,396,580,407	1,645.63
Tea In Bags	8,361,550	23,791,295,688	2,845.32
Instant Tea	1,365,922	4,768,861,474	3,491.31
Green Tea	1,508,820	6,063,024,379	4,018.39
<b>Total</b>	<b>78,336,541</b>	<b>140,742,946,185</b>	<b>1,796.64</b>
JANUARY TO APRIL 2025			
Tea In Bulk	34,586,813	51,597,068,797	1,491.81
Tea In Packets	35,837,709	58,401,976,890	1,629.62
Tea In Bags	8,539,414	22,944,585,352	2,686.90
Instant Tea	940,842	3,286,110,145	3,492.73
Green Tea	1,505,924	5,718,617,477	3,797.41
<b>Total</b>	<b>81,410,702</b>	<b>141,948,358,661</b>	<b>1,743.61</b>

Source : Sri Lanka Customs Statistical Dept.

## SRI LANKA TEA PRODUCTION (M/KGS)

### APRIL 2025-2026

Elevation	CTC		CHANGE 25/26		ORTHODOX		CHANGE 25/26		TOTAL		CHANGE 25/26	
	2026	2025	Actual	%	2026	2025	Actual	%	2026	2025	Actual	%
HIGH	591,191	566,500	0.02	4.36	5,603,669	5,671,376	-0.07	-1.19	6,194,860	6,237,876	-0.04	-0.69
MEDIUM	1,046,334	980,218	0.07	6.75	4,102,824	4,264,772	-0.16	-3.80	5,149,158	5,244,990	-0.10	-1.83
LOW	761,799	909,355	-0.15	-16.23	11,876,205	13,853,870	-1.98	-14.28	12,638,004	14,763,225	-2.13	-14.40
GREEN TEA	000	000	0.00	N/A	000	000	0.00	N/A	238,637	220,423	0.02	8.26
T/B Adjustment	000	000	0.00	N/A	000	000	0.00	N/A	00	00	00	00
<b>TOTAL</b>	<b>2,399,324</b>	<b>2,456,073</b>	<b>-0.06</b>	<b>-2.31</b>	<b>21,582,698</b>	<b>23,790,018</b>	<b>-2.21</b>	<b>-9.28</b>	<b>24,220,659</b>	<b>26,466,514</b>	<b>-2.25</b>	<b>-8.49</b>

### JANUARY - APRIL 2025-2026

Elevation	CTC		CHANGE 25/26		ORTHODOX		CHANGE 25/26		TOTAL		CHANGE 25/26	
	2026	2025	Actual	%	2026	2025	Actual	%	2026	2025	Actual	%
HIGH	1,948,837	1,739,982	0.21	12.00	17,397,231	18,075,754	-0.68	-3.75	19,346,068	19,815,736	-0.47	-2.37
MEDIUM	3,687,757	3,007,751	0.68	22.61	11,335,821	13,086,491	-1.75	-13.38	15,023,578	16,094,242	-1.07	-6.65
LOW	3,374,786	3,092,049	0.28	9.14	45,354,752	48,818,998	-3.46	-7.10	48,729,538	51,911,047	-3.18	-6.13
GREEN TEA	000	000	0.00	N/A	000	000	0.00	N/A	843,740	807,045	0.04	4.55
T/B Adjustment	000	000	0.00	N/A	000	000	0.00	N/A	00	00	00	00
<b>TOTAL</b>	<b>9,011,380</b>	<b>7,839,782</b>	<b>1.17</b>	<b>14.94</b>	<b>74,087,804</b>	<b>79,981,243</b>	<b>-5.89</b>	<b>-7.37</b>	<b>83,942,924</b>	<b>88,628,070</b>	<b>-4.69</b>	<b>-5.29</b>

## WORLD TEA PRODUCTION (M/KGS)

	2024	2025	2026	TODATE			DIFFERENCE +/-	
				2024	2025	2026	2024 vs 2025	2025 vs 2026
<b>Apr</b>								
Sri Lanka	21.7	26.5	24.2	80.1	88.6	83.9	8.5	-4.7

	2024	2025	2026	TODATE			DIFFERENCE +/-	
				2024	2025	2026	2024 vs 2025	2025 vs 2026
<b>Mar</b>								
North India	46.9	52.1	49	49.2	62.9	55.3	13.7	-7.6
South India	16.9	15.8	17.8	48.9	47.5	42.7	-1.4	-4.8

	2024	2025	2026	TODATE			DIFFERENCE +/-	
				2024	2025	2026	2024 vs 2025	2025 vs 2026
<b>Feb</b>								
Bangladesh	0.04	0.03	0.02	0.22	0.34	0.6	0.12	0.26
Malawi	6.2	6.7	5.6	13.5	12	10.8	-1.5	-1.2

	2023	2024	2025	TODATE			DIFFERENCE +/-	
				2023	2024	2025	2023 vs 2024	2024 vs 2025
<b>Dec</b>								
Kenya	54.3	55.8	49.3	570.3	598.5	549	28.2	-49.5

# DETAILS OF AWAITING SALE

SALE NO : 20

Scheduled for 25TH/26TH MAY 2026

	LOTS	QUANTITY
ExEstate	1,019	1,071,970
High & Medium	1,763	810,617
Leafy	2,224	877,561
Semi Leafy	1,577	652,588
Tippy	1,861	878,638
Premium Flowery	309	41,704
OffGrades	2,240	1,201,737
Dust	633	610,601
<b>Total</b>	<b>11,626</b>	<b>6,145,416</b>
RePrint	605	347,539

**02/06/2026**

Buyers Prompt

**03/06/2026**

Sellers Prompt

This sale last year  
Sale No. 20 | 27TH/28TH MAY 2025

Lots :12,406  
Re-print Lots :871  
Quantity :6,670,370 kgs  
Re-print Quantity :461,822 kgs

## LOW GROWN CATALOGUES

Violations Excluded

**07/05/2026**

**LEAFY** Closed      **SEMI-LEAFY** Closed      **TIPPY** Closed

## OTHER MAIN SALE CATALOGUES

**07/05/2026**

**HIGH & MEDIUM** Closed      **PREMIUM FLOWERY** Closed      **OFF GRADES** Closed

NO .OF PKGS

**164,065**

CTC

**11,938 Pkgs - 618,775 kgs**

### ORDER OF SALE

Ex-Estate	LG Large Leaf//Semi Leafy/LG Small Leaf/BOP1A/ Premium	High & Medium/Off Grade /Dust	Approx Selling time of F&W Catalogues	
MB	MB	MB	<b>25TH</b>	
<b>FW</b>	<b>FW</b>	<b>FW</b>	MAY 2026	
AS	JK	EB	9.00am	Semi - Leafy Teas
LC	EB	JK	9.15am	Low Grown - Tippy Teas
CTB	LC	CTB	9.15am	Main Sale - High & Medium
BC	CTB	BC	9.30am	Low Grown - Leafy Teas
JK	AS	AS	3.00pm	BOP1A
EB	BC	LC	3.30pm	Premium Flowery
			4.30pm	Off Grade
BC - BPML Produce Marketing (Pvt) Ltd	FW - Forbes & Walker Tea Brokers (Pvt) Ltd		<b>26TH</b>	
LC - Lanka Commodity Brokers Ltd	AS - Asia Siyaka Commodities PLC		MAY 2026	
EB - Eastern Brokers Ltd	JK - John Keells PLC		8.40am	Ex-Estate
CTB - Ceylon Tea Brokers PLC	MB - Mercantile Produce Brokers (Pvt)Ltd		1.30pm	Dust

## DETAILS OF AWAITING SALE

**SALE NO : 21**

**Scheduled for 02ND/03RD JUNE 2026**

	LOTS	QUANTITY
ExEstate	938	963,470
High & Medium	1,773	802,982
Leafy	2,169	893,542
Semi Leafy	1,577	663,018
Tippy	1,948	933,425
Premium Flowery	255	36,227
OffGrades	2,436	1,266,123
Dust	673	626,875
<b>Total</b>	<b>11,769</b>	<b>6,185,662</b>
RePrint	520	331,382

**09/06/2026**

**Buyers Prompt**

**10/06/2026**

**Sellers Prompt**

**This sale last year  
Sale No. 21 | 03RD/04TH JUNE 2025**

**Lots :12,400**  
**Re-print Lots :1,108**  
**Quantity :6,716,104 kgs**  
**Re-print Quantity :565,319 kgs**

### LOW GROWN CATALOGUES

Violations Excluded

**14/05/2026**

<b>LEAFY</b> Closed	<b>SEMI-LEAFY</b> Closed	<b>TIPPY</b> Closed
------------------------	-----------------------------	------------------------

### OTHER MAIN SALE CATALOGUES

**14/05/2026**

<b>HIGH &amp; MEDIUM</b> Closed	<b>PREMIUM FLOWERY</b> Closed	<b>OFF GRADES</b> Closed
------------------------------------	----------------------------------	-----------------------------

**NO .OF PKGS**

**166,306**

**CTC**

**11,615 Pkgs - 599,307 kgs**

## CATALOGUE CLOSURE DETAILS

**02/03**

**JUNE 2026**

**Sale No. 21**

The Ex-Estate catalogue closed on 14th May 2026., excluding violations. The Main Sale catalogues too closed on 14th May 2026., excluding violations.

**09/10**

**JUNE 2026**

**Sale No. 22**

The Ex-Estate and Main Sale catalogues are scheduled to close on 21st May 2026.

**16/17**

**JUNE 2026**

**Sale No. 23**

The Ex-Estate and Main Sale catalogues are scheduled to close on 29th May 2026.

# TEA MARKETS AROUND THE WORLD

## MOMBASA AUCTION

### 18TH AND 19TH MAY 2026 (SALE NO. 20)

Fair general demand for the 176,252 packages (11,846,527.00 kilos) available in the market; 25.60% remained unsold.

#### MARKETS

Pakistan Packers and Egyptian Packers maintained enquiry with Bazaar selective. Yemen, other Middle Eastern countries and Afghanistan were active at lower levels. Kazakhstan and other CIS states were selective but strong on quality types with UK lending more selective support. Russia and South Sudan maintained participation. Local Packers were quiet while Somalia continued active at the lower end of the market.

#### OFFERINGS

Orthodox Grades - 3,100 packages (111,149.00 kilos) - 80.00% unsold.

Leaf Grades - 100,840 packages (6,733,299.00 kilos) - 31.59% unsold.

Dust Grades - 54,041 packages (4,061,805.00 kilos) - 14.99% unsold.

Secondary Grades - 18,271 packages (940,274.00 kilos) - 14.64% unsold.

#### LEAF GRADES (M2 & M3)

##### BP1:

Best - Improved enquiry advancing by up to USC57.

Brighter - Were easier by up to USC16.

Mediums - KTDA mediums were steady to USC11 above previous levels. Plantation mediums saw better absorption gaining by up to USC35.

Lower Medium - Were easier by up to USC10 but select lines held steady to USC8 above last levels.

Plainer - Some select lines were dearer by up to USC4 with others firm to mostly easier by up to USC7.

##### PF1:

Best - Some teas were about steady while others irregularly shed by up to USCS13 with the remainder up to USC12 above previous rates.

Brighter - Firm to USC6 below previous levels.

Mediums - KTDA mediums saw irregular interest with some teas steady while others were dearer by up to USC13; plantation mediums met irregular enquiry at USC4 above previous levels to easier by up to USC18.

Lower Medium - Were easier by up to USC7.

Plainer - Steady to mostly dearer by up to USC12 with a few select teas up to USC11 below previous levels.

<b>CTC QUOTATIONS</b>	<b>BPI - USC</b>	<b>PFI - USC</b>
<i>Best</i>	250 - 400	285 - 340
<i>Good</i>	250 - 285	262 - 305
<i>Good Medium</i>	245 - 289	265 - 282
<i>Medium (KTDA)</i>	165 - 206	217 - 255
<i>Medium (Plantations)</i>	173 - 250	185 - 214
<i>Lower Medium</i>	156 - 182	148 - 219
<i>Plainer</i>	102 - 161	100 - 165

#### DUST GRADES (M1)

##### PDUST:

Best - Steady to easier by up to USC25 for premium categories.

Brighter - More irregular ranging between firm to USC7 dearer for select lines to mostly easier by up to USC13.

Mediums - KTDA mediums met irregular enquiry varying between USC12 above last levels for a few invoices to mostly easier by up to USC16. Plantation mediums were steady to USC2 dearer to USC3 below previous levels.

Lower Medium - Firm to USC5 dearer to easier by up to USC7.

Plainer - Met more enquiry advancing by up to USC8.

##### DUST1:

Best - Some teas were steady to USC13 above previous levels with others irregularly discounted by up to USC12.

Brighter - Saw irregular interest ranging between firm to USC10 dearer to easier by a similar margin.

Mediums - KTDA mediums were irregularly shed by up to USC13 but some teas were firm to USC7 dearer. Plantation mediums were steady to USC9 dearer to easier by up to USC2.

Lower Medium - The minimum offers available generally held value.

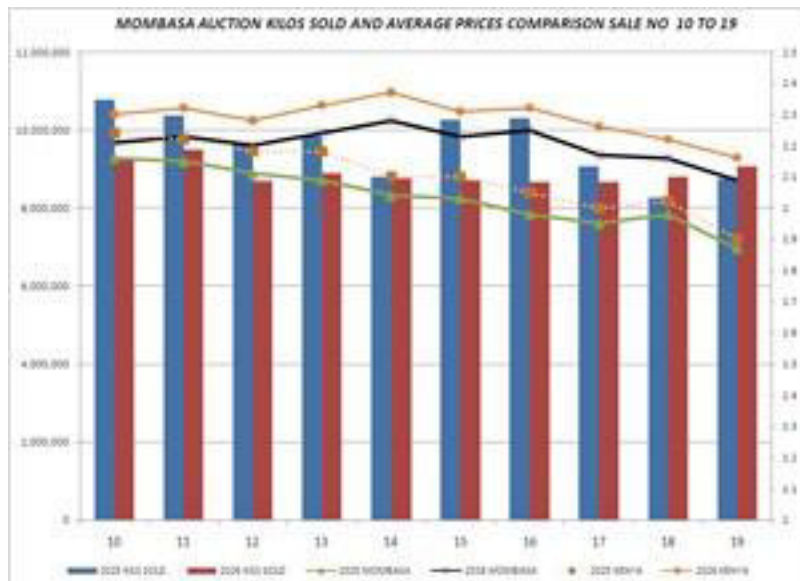
Plainer - Appreciated by up to USC9.

<b>CTC QUOTATIONS</b>	<b>PDUST - USC</b>	<b>DUST1 - USC</b>
<i>Best</i>	252 - 324	255 - 348
<i>Good</i>	245 - 280	250 - 300
<i>Good Medium</i>	220 - 255	250 - 288
<i>Medium (KTDA)</i>	170 - 230	180 - 254
<i>Medium (Plantations)</i>	184 - 218	184 - 196
<i>Lower Medium</i>	160 - 186	160 - 173
<i>Plainer</i>	114 - 162	118 - 162

#### SECONDARY GRADES (S1)

In the Secondary Catalogues, BPs eased while PFs were firm. Clean well sorted colour Fannings held value with similar DUSTs steady. Other Fannings sold above previous rates with DUSTs gaining. BMFs were readily absorbed.

SECONDARY QUOTATIONS (USC)	BP/BP2	PF/PF2	FNGS1/FNGS	DUST/DUST2	BMF
Best/Good	229 - 330	214 - 233	157 - 175	155 - 307	-
Good Medium/Medium	-	-	135 - 171	120 - 192	-
Lower Medium	135 - 194	122 - 163	100 - 158	114 - 160	094 - 114
Plainer	098 - 118	092 - 136	080 - 120	099 - 120	086 - 103



Courtesy - Africa Tea Brokers Limited.

## BANGLADESH AUCTION

### 18TH MAY 2026 (SALE NO. 04)

CTC LEAF: 36,864 packages of tea on offer met with a fairly strong demand.

BROKENS: Black, well made, good liquoring BOPs met with a good demand but were easier over last. GBOPs were again a fairly strong market but prices were lower. Below best continued to meet with a good demand and were steady in line with quality. BLF teas met with a strong demand at dearer rates with few withdrawals.

FANNINGS: Black, well made, good liquoring Fannings were a fairly good market but prices were easier. Below best met with a good demand and were firm to slightly easier. Remainder were a good market and sold at around last levels. BLF teas met with a strong demand at dearer rates with few withdrawals.

DUST: 8,056 packages of tea on offer met with a strong demand. Well made good liquoring Dusts sold well around last levels. Mediums also met with good demand with Tk.3/- to Tk.5/- less than last. Remainders sold well around Tk.5/- to Tk.8/- less closely following quality. Blenders lent strong support with fair interest from the Loose tea buyers.

COMMENTS: Offerings this week were higher than last and these met with a good demand particularly for the blacker varieties. Blenders lent strong support with more interest from the Loose tea buyers.

It was quite evident that market closely followed quality. Dusts were a good market. .

Our Catalogue: (Sale 4) Avg : Tk 279.71, Sold 94.69% , (Sale 3) Avg : Tk 288.59, Sold 97.75%

QUOTATIONS	BROKENS	QUOTATIONS	FANNINGS
Best	2.38-2.49	Best	2.36-2.46
Good	2.29-2.36	Good	2.29-2.33
Medium	2.21-2.25	Medium	2.21-2.25
Plain	2.09-2.17	Plain	2.09-2.17
BLF	2.02-2.26	BLF	2.06-2.29

Courtesy - National Brokers Limited.

# TEA MARKETS AROUND THE WORLD

## COONOOR AUCTION

16TH MAY 2026 (SALE NO.20)

### CTC LEAF

DEMAND: - Market met with good general demand but with steady to easier and mixed price levels on all categories of teas on offer.

MARKET: - The total CTC offering stood at 1412216.11 Kgs of which 1294243.41 Kgs (91.65%) was sold. The best category teas sold irregularly on quality and competition. Good & better medium category larger broken sold barely steady. Other broken and fanning grade sold at steady levels dearer with select improved invoices fetching Rs 4-5 more than last. Medium and Plainer category larger broken sold Rs 2 to 4 dearer, all other sorts witnessed mixed price trend with browner sorts being discounted.

BUYING PATTERN: - Major blenders along with the Western India packer absorbed around 49.24% of the total CTC leaf sold. Up country and internal buyers improved their buying but were price sensitive. Exporters to Iraq were active on medium and plainer larger broken sorts competing for blacker teas. Middle East shippers operated on select medium and smaller broken whilst Russian buyers were selective on the larger broken and fanning especially on the cleaner and blacker sorts.

### ORTHODOX LEAF

DEMAND: - Fair demand.

MARKET: - Whole leaf grades on the high grown sold at irregularly around last levels whilst, the other whole leaf eased by a couple of rupees. Broken grades in high grown sold at irregular levels following quality whilst the others were firm to dearer. Fanning sold dearly by a couple of rupees.

BUYING PATTERN: - Up-country operated selectively whilst the exporters to Russia and other CIS origin were fairly active across the range of teas on offer. Internal buyers were choosy.

### CTC DUST

CTC Dust offered this week was 487923.49Kgs of which 84.13% (410498.01Kgs) were sold

DEMAND: - Good demand at easier prices.

MARKET: - Best liquoring dust sold at irregular levels. Good category dusts were firm with select improved invoices sold dearer on competition. Better medium & medium dust sold firm whilst plainer sorts sold easier by Rs 3-4.

BUYING PATTERN: - Coastal Karnataka and local packers were fairly active on the best and good teas. Major blenders were selective. Regional packers were selective. Upcountry buyers were selective on the medium and plainer teas at easier levels. Exporters lent good support on the better medium, medium & plainer sorts.

### ORTHODOX DUST

DEMAND: - Fair.

MARKET: - High grown & the other primary dust continues to sell easier following less demand from the upcountry buyers. Secondary dust sold at irregular prices.

BUYING PATTERN: - Up-country and local buyer were very choosy on the primary dust. Exporters were fairly active on the secondary dust.

Courtesy - J.Thomas & Co. Pvt. Ltd.

# TEA MARKETS AROUND THE WORLD

## KOLKATA AUCTION

19TH MAY 2026 (SALE NO.21)

	2026	2025	DIFFERENCE
<i>CTC</i>	57,125	47,854	9,271
<i>ORTHODOX</i>	50,244	45,962	4,282
<i>DUST</i>	23,822	20,037	3,785

### KOLKATA SALE CTC MARKET

#### MARKET REPORT:

All sorts irregularly easier following quality. Browner fibrous sorts witnessing outlots.

#### BUYING PATTERN:

Western India: Active

HUL: Good Support

TCPL: Selective

Other Local and Internal: Fair support

### KOLKATA SALE ORTHODOX MARKET

#### MARKET REPORT:

Market opened to good demand. Well made Whole Leaf and Brokens are selling irregular and at times lower. Remainder Whole Leaf and Brokens are selling lower following quality.

Secondaries and fannings are selling irregular around last.

#### BUYING PATTERN:

Middle East : Active

CIS: Good Support

### KOLKATA SALE DUST MARKET

#### MARKET REPORT:

Market opened to good demand. Cleaner liquoring sorts selling around last levels. Remainder irregularly easier.

#### BUYING PATTERN:

HUL: Mainstay

Western India: Active

Courtesy -J Thomas & Company Private Limited

## COCHIN AUCTION

20TH MAY 2026 (SALE NO.21)

QUANTITY	2026 kgs	2025 kgs	Difference
<i>ORX LEAF</i>	1,90,648	3,35,423	(1,44,775)
<i>CTC LEAF</i>	27,372	31,986	(4,614)
<i>Total</i>	2,18,020	3,67,409	(1,49,389)

### COCHIN LEAF SALE No.21

#### Overall Market Sentiment

The market this week ruled steady to firm with improved Export enquiry supporting better Orthodox teas, while CTC grades witnessed selective demand depending on quality and liquor characteristics. Cleaner and well manufactured teas continued to attract active competition from both CIS and Middle East buyers.

#### ORTHODOX MARKET

The Orthodox market continued on a firm note with strong Export support across whole leaf and tippy grades. Better high grown and stylish teas sold at improved levels compared to previous sales.

CIS buyers remained active on premium whole leaf and tippy categories, while Middle East demand was sustained for cleaner whole leaf grades. Well-made teas with bright liquors and stylish appearance witnessed excellent competition throughout the sale. Secondary Orthodox teas sold around steady levels, though selective pressure was visible on plain and fibrous descriptions.

Select invoices lacking quality support remained unsold.

#### CTC MARKET

The CTC market remained largely steady. Better made grades sold around last levels with select cleaner invoices witnessing marginal appreciation. Export enquiry was selective, particularly for good medium and liquoring teas.

Plainer and secondary varieties met with cautious demand and a few invoices remained unsold due to quality concerns and pricing resistance. Overall absorption for better made teas was satisfactory.

Unsold quantities were moderate and mostly confined to plain teas.

Courtesy -J.T. COCHIN

# TEA MARKETS AROUND THE WORLD

## SILIGURI AUCTION

19th MAY 2026

	2026-2027	2025-2026	DIFFERENCE
CTC	108,323	98,372	9,951
DARJEELING	-	-	-
GREEN	-	-	-
DUST	8,934	9,262	-328
<b>TOTAL</b>	<b>117,257</b>	<b>107,634</b>	<b>9,623</b>

CTC LEAF MARKET REPORT

STAC OFFERINGS IN PACKAGES (SALE NO 21)

DEMAND / MARKET DETAILS: Market opened to good demand. Good and Best sorts selling at firm to occasionally dearer levels. Medium and Plainer teas are firm around last.

BUYING PATTERN:

Internal / Local Packeteers : Mainstay

WI: Operating

HUL/TCPL: Silent so far

Courtesy -J. THOMAS & CO. PVT. LTD- SILIGURI

## GUWAHATI AUCTION

19TH MAY 2026 (SALE NO.21)

Guwahati Opening CTC Market Report

Market:

Good demand for select good Assams at firm to occasionally dearer rates. Fair demand for the remainder at steady to easier rates following quality. (PAR running at 72%)

Buying Pattern:

HUL/ Western India/ North India operating. Exporters selective so far.

Courtesy - ASSOCIATED BROKERS PVT. LTD.

## MALAWI AUCTION

The above market report details were not available at the time of printing this publication.